

# TUBE 40


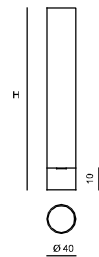


LED INCLUDED

C - COLOR | KOLOR

choose color on p. 23 |  
kolory do wyboru na str. 23

Feeder mounted outside  
of the luminaire |  
Zasilacz montowany na  
zewnątrz oprawy

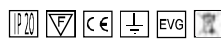


**POWER LED**  
**WARM WHITE | BIAŁY CIEPŁY 3000K**

191.00.08313. <u>C</u>	100lm   1W   10°   H=85mm
191.00.08323. _	100lm   1W   25°   H=85mm
191.00.08713. _	200lm   2W   10°   H=85mm
191.00.08723. _	200lm   2W   25°   H=85mm

**COLD WHITE | BIAŁY ZIMNY 4000K**

191.00.08314. _	100lm   1W   10°   H=85mm
191.00.08324. _	100lm   1W   25°   H=85mm
191.00.08714. _	200lm   2W   10°   H=85mm
191.00.08724. _	200lm   2W   25°   H=85mm

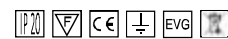


**POWER LED**  
**WARM WHITE | BIAŁY CIEPŁY 3000K**

191.00.17313. <u>C</u>	100lm   1W   10°   H=170mm
191.00.17323. _	100lm   1W   25°   H=170mm
191.00.17713. _	200lm   2W   10°   H=170mm
191.00.17723. _	200lm   2W   25°   H=170mm

**COLD WHITE | BIAŁY ZIMNY 4000K**

191.00.17314. _	100lm   1W   10°   H=170mm
191.00.17324. _	100lm   1W   25°   H=170mm
191.00.17714. _	200lm   2W   10°   H=170mm
191.00.17724. _	200lm   2W   25°   H=170mm




**POWER LED**  
**WARM WHITE | BIAŁY CIEPŁY 3000K**

191.00.25313. <u>C</u>	100lm   1W   10°   H=250mm
191.00.25323. _	100lm   1W   25°   H=250mm
191.00.25713. _	200lm   2W   10°   H=250mm
191.00.25723. _	200lm   2W   25°   H=250mm

**COLD WHITE | BIAŁY ZIMNY 4000K**

191.00.25314. _	100lm   1W   10°   H=250mm
191.00.25324. _	100lm   1W   25°   H=250mm
191.00.25714. _	200lm   2W   10°   H=250mm
191.00.25724. _	200lm   2W   25°   H=250mm

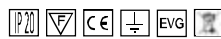


**POWER LED**  
**WARM WHITE | BIAŁY CIEPŁY 3000K**

191.00.40313. <u>C</u>	100lm   1W   10°   H=400mm
191.00.40323. _	100lm   1W   25°   H=400mm
191.00.40713. _	200lm   2W   10°   H=400mm
191.00.40723. _	200lm   2W   25°   H=400mm

**COLD WHITE | BIAŁY ZIMNY 4000K**

191.00.40314. _	100lm   1W   10°   H=400mm
191.00.40324. _	100lm   1W   25°   H=400mm
191.00.40714. _	200lm   2W   10°   H=400mm
191.00.40724. _	200lm   2W   25°   H=400mm




**POWER LED**  
**WARM WHITE | BIAŁY CIEPŁY 3000K**

191.00.50313. <u>C</u>	100lm   1W   10°   H=500mm
191.00.50323. _	100lm   1W   25°   H=500mm
191.00.50713. _	200lm   2W   10°   H=500mm
191.00.50723. _	200lm   2W   25°   H=500mm

**COLD WHITE | BIAŁY ZIMNY 4000K**

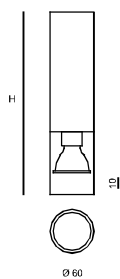
191.00.50314. _	100lm   1W   10°   H=500mm
191.00.50324. _	100lm   1W   25°   H=500mm
191.00.50714. _	200lm   2W   10°   H=500mm
191.00.50724. _	200lm   2W   25°   H=500mm

# TUBE 60



C - COLOR | KOLOR 

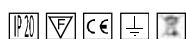
choose color on p. 23 |  
kolory do wyboru na str. 23



**1xPAR16 | max.50W | GU10 | 220-240V**  
**1xLED | GU10 | 220-240V**

198.00.170.42.C

H=170mm



**1xPAR16 | max.50W | GU10 | 220-240V**  
**1xLED | GU10 | 220-240V**

198.00.250.42.C

H=250mm



**1xPAR16 | max.50W | GU10 | 220-240V**  
**1xLED | GU10 | 220-240V**

198.00.400.42.C

H=400mm



**1xPAR16 | max.50W | GU10 | 220-240V**  
**1xLED | GU10 | 220-240V**

198.00.500.42.C

H=500mm






project and photo | Michał Baryła | projektant.eu  
projekt i foto | Michał Baryła | projektant.eu

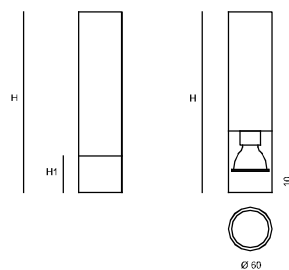
Private Apartment, Platinum Loft, Wrocław, Poland  
Mieszkanie prywatne, Lofty Platinum, Wrocław, Polska

# TUBE 2C



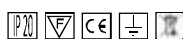
◆ **C<sub>b</sub>** - BOTTOM COLOR |  
 KOLOR DOLNY  
**C<sub>u</sub>** - UP COLOR | KOLOR  
 GÓRNY

choose color on p. 23 |  
 kolory do wyboru na str. 23



**1xPAR16 | max.50W | GU10 | 220-240V**  
**1xLED | GU10 | 220-240V**

200.00.170.42.C<sub>b</sub>.C<sub>u</sub>      H=170mm | H<sub>1</sub>=35mm



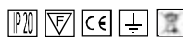
**1xPAR16 | max.50W | GU10 | 220-240V**  
**1xLED | GU10 | 220-240V**

200.00.250.42.C<sub>b</sub>.C<sub>u</sub>      H=250mm | H<sub>1</sub>=50mm




**1xPAR16 | max.50W | GU10 | 220-240V**  
**1xLED | GU10 | 220-240V**

200.00.400.42.C<sub>b</sub>.C<sub>u</sub>      H=400mm | H<sub>1</sub>=80mm



**1xPAR16 | max.50W | GU10 | 220-240V**  
**1xLED | GU10 | 220-240V**

200.00.500.42.C<sub>b</sub>.C<sub>u</sub>      H=500mm | H<sub>1</sub>=100mm



LED INCLUDED

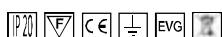
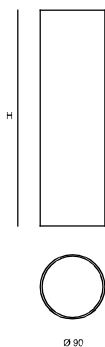
R - REFLECTORS |  
REFLEKTORY

14 = 14°  
24 = 24°  
38 = 38°

◆ C - COLOR | KOLOR

choose color on p. 23 |  
kolory do wyboru na str. 23

DIM DALI option  
available  
only with feeder  
mounted outside of the  
luminaire |  
Opcja DIM DALI  
dostępna tylko w wersji  
z zasilaczem poza  
oprawą



**LED SPOT  
WARM WHITE | BIAŁY CIEPŁY 3000K**

192.93.00.013_ <u>R_C</u>	1100lm   12W   H=300mm
192.93.00.023_ ____	2000lm   22W   H=300mm
192.93.00.033_ ____	3000lm   29W   H=300mm

**COLD WHITE | BIAŁY ZIMNY 4000K**

192.93.00.014_ ____	1100lm   11W   H=300mm
192.93.00.024_ ____	2000lm   19W   H=300mm
192.93.00.034_ ____	3000lm   27W   H=300mm

Feeder integrated |  
Zasilacz zintegrowany



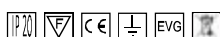
**LED SPOT  
WARM WHITE | BIAŁY CIEPŁY 3000K**

192.93.00.113_ <u>R_C</u>	1100lm   8W   H=300mm
192.93.00.203_ ____	2000lm   15W   H=300mm
192.93.00.303_ ____	3000lm   22W   H=300mm

**COLD WHITE | BIAŁY ZIMNY 4000K**

192.93.00.114_ ____	1100lm   8W   H=300mm
192.93.00.204_ ____	2000lm   14W   H=300mm
192.93.00.304_ ____	3000lm   21W   H=300mm

Feeder mounted outside of the luminaire |  
Zasilacz poza oprawą



**LED SPOT  
WARM WHITE | BIAŁY CIEPŁY 3000K**

192.94.00.013_ <u>R_C</u>	1100lm   12W   H=400mm
192.94.00.023_ ____	2000lm   22W   H=400mm
192.94.00.033_ ____	3000lm   29W   H=400mm

**COLD WHITE | BIAŁY ZIMNY 4000K**

192.94.00.014_ ____	1100lm   11W   H=400mm
192.94.00.024_ ____	2000lm   19W   H=400mm
192.94.00.034_ ____	3000lm   27W   H=400mm

Feeder integrated |  
Zasilacz zintegrowany



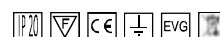
**LED SPOT  
WARM WHITE | BIAŁY CIEPŁY 3000K**

192.94.00.113_ <u>R_C</u>	1100lm   8W   H=400mm
192.94.00.203_ ____	2000lm   15W   H=400mm
192.94.00.303_ ____	3000lm   22W   H=400mm

**COLD WHITE | BIAŁY ZIMNY 4000K**

192.94.00.114_ ____	1100lm   8W   H=400mm
192.94.00.204_ ____	2000lm   14W   H=400mm
192.94.00.304_ ____	3000lm   21W   H=400mm

Feeder mounted outside of the luminaire |  
Zasilacz poza oprawą



**LED SPOT  
WARM WHITE | BIAŁY CIEPŁY 3000K**

192.95.00.013_ <u>R_C</u>	1100lm   12W   H=500mm
192.95.00.023_ ____	2000lm   22W   H=500mm
192.95.00.033_ ____	3000lm   29W   H=500mm

**COLD WHITE | BIAŁY ZIMNY 4000K**

192.95.00.014_ ____	1100lm   11W   H=500mm
192.95.00.024_ ____	2000lm   19W   H=500mm
192.95.00.034_ ____	3000lm   27W   H=500mm

Feeder integrated |  
Zasilacz zintegrowany



**LED SPOT  
WARM WHITE | BIAŁY CIEPŁY 3000K**

192.95.00.113_ <u>R_C</u>	1100lm   8W   H=500mm
192.95.00.203_ ____	2000lm   15W   H=500mm
192.95.00.303_ ____	3000lm   22W   H=500mm

**COLD WHITE | BIAŁY ZIMNY 4000K**

192.95.00.114_ ____	1100lm   8W   H=500mm
192.95.00.204_ ____	2000lm   14W   H=500mm
192.95.00.304_ ____	3000lm   21W   H=500mm

Feeder mounted outside of the luminaire |  
Zasilacz poza oprawą