

Products: SOFA - POUF

TECHNICAL FEATURES

Structure of backrest and armrests:

The frame structure of backrest and armrests is made of 12 mm thick cross Beech and Poplar plywood. The wood is upholstered with a TNT layer coupled with foam to make the touch softer.

Seat structure:

The bench and sofa structure is composed by a frame in multi-layered wood with elastic spring bands. The padding is made of different foam layers to provide greater comfort.

Cross-shaped base, matt Carbon Glacè powder coated or chromed conical tubular metal frame.

Optional:

- **Couple of USB charger** powered by a 10.000 mah power bank



CERTIFICATIONS

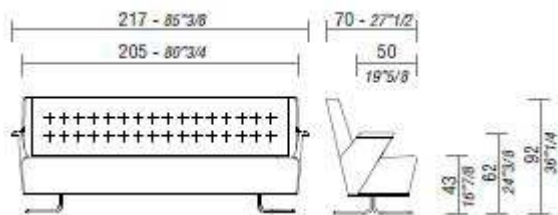
The EMBRASSE chair has exceeded the strictest tests and offers full guarantees on the quality of used materials.

FINISHES

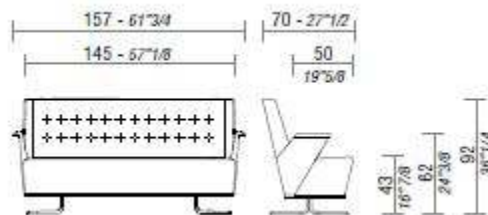
Upholstery: Smart Office - Fabric cat. B, F,G, L, Leather and Extra Leather.

Base: matt Carbon Glacè powder coated or chromed metal.

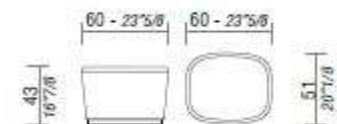
DIMENSIONS



EMBRASSE, 3 seats sofa.



EMBRASSE, 2 seats sofa.



EMBRASSE, pouf.